

School Report Card 2017 - 2018

For more detailed information, please visit <http://msrc.mdek12.org>.

Baldwyn High School Baldwyn School District

Grade

C



512 NORTH FOURTH STREET
Baldwyn, MS 38824
Jeff Palmer
palmerj@baldwynschools.com

SCHOOL ACCOUNTABILITY GRADE COMPONENTS

Mississippi's accountability system assigns "A" through "F" letter grades for schools and districts. Grades are based on student achievement, student growth, student participation in testing, and other academic measures.

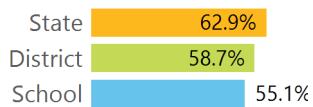
Math

Measurements of student performance on the statewide math assessment.

PROFICIENCY



GROWTH



GROWTH LOWEST 25%



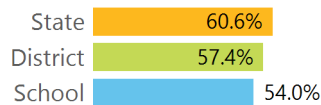
English

Measurements of student performance on the statewide English language arts (ELA) assessment.

PROFICIENCY



GROWTH



GROWTH LOWEST 25%



Other Measures

Other measurements of student performance that factor into the accountability grade.

SCIENCE PROFICIENCY



U.S. HISTORY PROFICIENCY



COLLEGE & CAREER READINESS



ACCELERATION



GRADUATION RATE



ENGLISH LEARNERS



TEACHER DATA

40.1

Teachers



83.8%

Experienced Teachers

0.0%

Provisional Teachers

99.0%

In-field Teachers

2017-2018

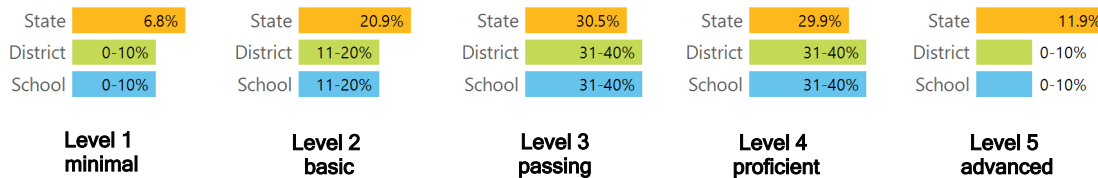
Baldwyn High School Baldwyn School District

DETAILED ASSESSMENT AND OTHER DATA

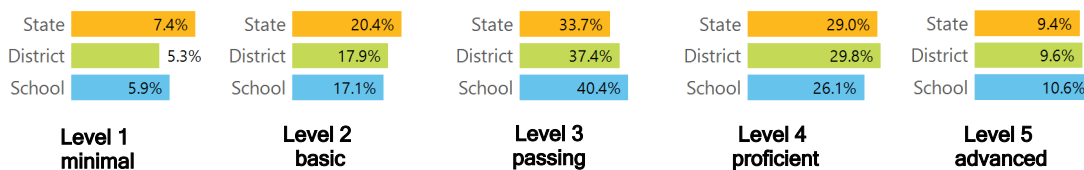
Student Performance

The following information shows each level of student performance on statewide assessments.

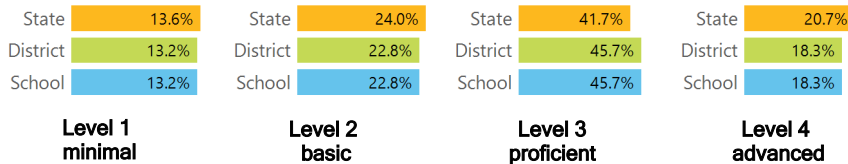
MATH



ENGLISH



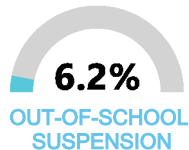
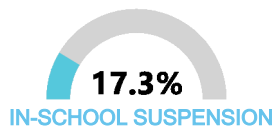
SCIENCE



Assessment Participation



Discipline



23
INCIDENTS OF VIOLENCE

OTHER DATA



19.4%

Chronic Absenteeism



Per-pupil expenditure data will be available in early 2019.

Per-Pupil Expenditure



65.4%

Post-Secondary Enrollment



40.4%

Advanced Course Participation

To access User Guide and see more detailed information, please visit <http://msrc.mdek12.org>.

Last Updated: 09/20/2018.

